







Stud to vertical steel surface - RS1



				
M6	D	#025	HCD*	MDRS1M6
M8	D	#032	HCD*	MDRS1M8
M10	D	#045	HCD*	MDRS1M10
M12	D	#065	HCD*	MDRS1M12
M16	D	#115	HCD*	MDRS1M16

*Requires chain clamp