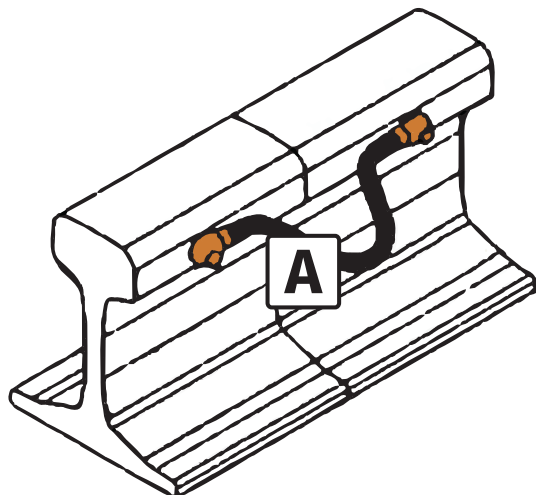








## Cable to rail crown - R12



A						
25	KWF025	HD25	C	#032	HCRCD	MCR1225L
25	KWF025	HD25	C	#032	HCRCD	MCR1225R
35	KWF035	HD35	C	#032	HCRCD	MCR1235L
35	KWF035	HD35	C	#032	HCRCD	MCR1235R
50	KWF050	HD50	C	#045	HCRCD	MCR1250L
50	KWF050	HD50	C	#045	HCRCD	MCR1250R
70	KWF070	HD70	C	#065	HCRCD	MCR1270L
70	KWF070	HD70	C	#065	HCRCD	MCR1270R
95	KWF095	HD95	C	#090	HCRCD	MCR1295L
95	KWF095	HD95	C	#090	HCRCD	MCR1295R
120	KWF0120	HD120	C	#115	HCRCD	MCR12120L
120	KWF0120	HD120	C	#115	HCRCD	MCR12120R

Mould part code suffix L denotes left hand rail

Mould part code suffix R denotes right hand rail