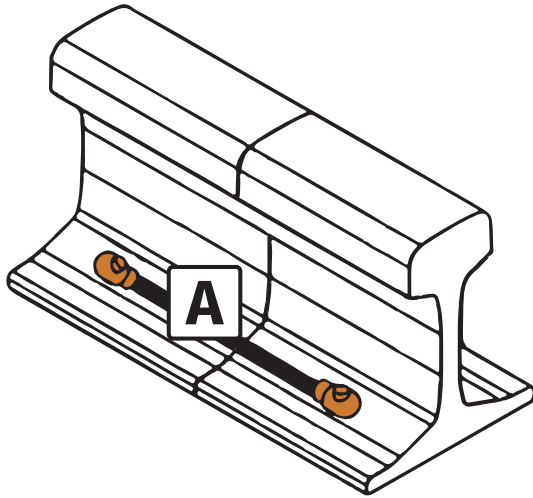








Cable to rail flange/foot - R10



A						
16	KWF016	HD16	A	#025	HCCP75	MAR1016L
16	KWF016	HD16	A	#025	HCCP75	MAR1016R
25	KWF025	HD25	A	#025	HCCP75	MAR1025L
25	KWF025	HD25	A	#025	HCCP75	MAR1025R
35	KWF035	HD35	A	#032	HCCP75	MAR1035L
35	KWF035	HD35	A	#032	HCCP75	MAR1035R
50	KWF050	HD50	B	#045	HCCP75	MBR1050L
50	KWF050	HD50	B	#045	HCCP75	MBR1050R
70	KWF070	HD70	B	#065	HCCP75	MBR1070L
70	KWF070	HD70	B	#065	HCCP75	MBR1070R
95	KWF095	HD95	B	#065	HCCP75	MBR1095L
95	KWF095	HD95	B	#065	HCCP75	MBR1095R
120	KWF120	HD120	B	#090	HCCP75	MBR10120L
120	KWF120	HD120	B	#090	HCCP75	MBR10120R
150	KWF150	HD150	B	#115	HCCP75	MBR10150L
150	KWF150	HD150	B	#115	HCCP75	MBR10150R

Mould part code suffix L denotes left hand rail

Mould part code suffix R denotes right hand rail